

LINCOLN

Quicklub Lubrication System

Pump 203 and varieties, SSV-/SSVD
lubricant metering devices and varieties
for grease up to NLGI 2 and oil



SKF

The new generation of Quicklub P203 pumps

The Lincoln Quicklub pump is the standard lubrication pump for all applications. Quicklub pumps supply small to mid-sized machines and systems with up to 250 lube points.

Scores of product advantages are now standard equipped

- The new material of the pump housing is weather resistant and not susceptible to UV rays
- The pump housing has a larger filling port for easy filling of the reservoir
- The strong "Polar" stirring paddle ensures a good lubricant mixing, even at temperatures up to -40°C
- The strong spring of the S7 pump element is now used for all pump elements
- The filling adapter has a fixed, "captive" cap



System characteristics

- 2-, 4-, 8- and 15-liter reservoir
- The filling of the reservoir occurs via the filling connection for cartridges – optional top-filling via the opening with lockable lid
- Reservoir with stirring paddle or with follower plate
- The pump is IP6K9K protected against damage and moisture
- Various pump elements with fixed or variable output
- Over-pressure valve – also equipped with an indicator and reservoir return
- Fully-automated option via integrated PCB
- Optional integrated display, touch pad and data logger function for the storage of important information such as operating time, faults or blockages and low-levels
- Installation can be performed with threaded or 350 bar rated Quickclink plug-in type fittings




Inquire about the special versions of our Quicklub pumps

- For oil
- Without PCB
- With microprocessor monitoring
- With adjustable run / pause times
- For trailer and semi-trailer applications
- With QuickData data logger for complete system diagnosis

Progressive lubricant metering devices in solid-block construction

SSV, SSVD and Variants

- Block form – less prone to failure
- Leaks are avoided
- A higher operating pressure ensures reliability – even at minus temperatures
- Easy to monitor
- Error-free exchange as complete blocks are exchanged always
- Mistakes in connecting or in settings are avoided



SSV/SSVL

The proven SSV and SSVD metering devices are also available in a stretch "L" version (L = Large) for larger diameter piping. SSV and SSV L are piston metering devices that reliably divide the incoming lubricant in pre-determined individual quantities.


Lincoln progressive metering devices do not have fault-prone rubber seals. As a result, they can be used with high back-pressures, and they are ideally suitable for a wide range of temperatures. The maximum operating pressure is 350 bar.

SSV metering devices are available with 6 to 22 outlets, and SSV L with 6 to 14 outlets.

SSV/SSVDL

Easy setting of the lubricant quantity via Lincoln metering screw technology

- Progressive metering device in solid-block form – with flexible metering
- Wide range of metering – leaves nothing to be desired
- Easy to alter metered quantities via metering screws – no disassembly and reassembly of metering device segments – also possible to do when the metering device is already fitted



SSVD/SSVDL metering devices are adjustable per outlet pair, thus enabling a much better match to the optimum lubricant requirements. The metering occurs within the metering block via metering screws that are available in 10 different sizes.

SSVD metering devices are available in the standard 6 to 22 outlets.

SSVDL metering devices are available in 6 to 14 outlets.


Metering screws per outlet pair are available in ten sizes – 0,08; 0,14; 0,2; 0,3; 0,4; 0,6; 0,8; 1,0; 1,4 and 1,8 cm³ per outlet and stroke.

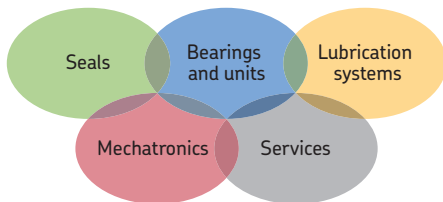
SSVD-V1/SSVDL-V1 metering devices with internally connected outlet numbers 1 and 2 allow for additional better matching of applications with an uneven number of lube points.

SSVE and SSVE Lubricant Metering Devices

Lincoln SSV and SSVD metering devices are also available in an "E" version with an emergency lubrication fitting on the front face of the block.

The "E" metering devices are ideal for single-nipple lubrication systems. The additional, easy to access lubrication fitting simplifies service and trouble-shooting tasks as a manual grease gun can be used. Also, additional emergency over-ride greasing is possible without having to change the system configuration.





The Power of Knowledge Engineering

Drawing on five areas of competence and application-specific expertise amassed over more than 100 years, SKF brings innovative solutions to OEMs and production facilities in every major industry worldwide. These five competence areas include bearings and units, seals, lubrication systems, mechatronics (combining mechanics and electronics into intelligent systems), and a wide range of services, from 3-D computer modelling to advanced condition monitoring and reliability and asset management systems. A global presence provides SKF customers uniform quality standards and worldwide product availability.

Important information on product usage

All products from Lincoln may be used only for their intended purpose as described in this brochure and in any instructions. If operating instructions are supplied with the products, they must be read and followed.

Not all lubricants are suitable for use in centralized lubrication systems. Lincoln does offer an inspection service to test customer supplied lubricant to determine if it can be used in a centralized system. Lincoln lubrication systems or their components are not approved for use with gases, liquefied gases, pressurized gases in solution and fluids with a vapor pressure exceeding normal atmospheric pressure (1 013 mbar) by more than 0,5 bar at their maximum permissible temperature.

Lincoln GmbH

Heinrich-Hertz-Str. 2-8
69190 Walldorf
Germany

Tel. +49 (0)6227 33-0
Fax +49 (0)6227 33-259

This brochure was presented to you by:

© SKF is a registered trademark of the SKF Group.

© Lincoln and Quickclub are registered trademarks of Lincoln Industrial Corp.

© SKF Group 2011

The contents of this publication are the copyright of the publisher and may not be reproduced (even extracts) unless prior written permission is granted. Every care has been taken to ensure the accuracy of the information contained in this publication but no liability can be accepted for any loss or damage whether direct, indirect or consequential arising out of the use of the information contained herein.

PUB LS/P2 12401 EN · Januar 2012 · FORM W-189-EN-0112

